

WARRANTY & CARE

2 Year Guarantee

Please take time to read about the protection we offer you

All our products come with a guarantee designed to protect you as our valued customer. Flow Imports Ltd., the makers of ZEMPIRE® Camping Equipment, will repair or replace this product, at their discretion, should it fail due to faulty materials or manufacture for a period of 2 years from the date of sale.

The Guarantee is subject to the following conditions:

1. The Guarantee only applies to an original purchaser who purchased this product from an approved retail outlet.
2. The Guarantee does not apply if the product has been used for anything other than reasonable personal use. Commercial use (e.g. rental) or continuous use are expressly excluded.
3. Damage due to normal wear and tear, accident, acts of God, negligence (other than by Flow Imports Ltd.), failure by the purchaser to ensure instructions for setting up and care are observed, deterioration due to abnormal exposure to ultraviolet light, insect or mildew attack, or any other cause reasonably beyond the control of Flow Imports Ltd. are not covered.
4. If redress is sought under the terms of this Guarantee, then the product must be returned by the purchaser to the outlet from where it was purchased within the Guarantee period, in a clean, dry state and with proof of purchase.
5. All transport costs and any other indirect costs are excluded from the Guarantee.
6. Flow Imports Ltd. reserves the right to make a reasonable charge for repairs which it determines are not within the scope of the Guarantee.
7. The Guarantee does not limit, modify or exclude any rights under any law if doing so would contravene that law or make any part of this Guarantee invalid. However, Flow Imports Ltd.:
 - a) excludes (to the extent permitted by applicable law) all conditions and warranties that might otherwise be implied; and
 - b) limits its liability for breach of any such condition or Guarantee that it cannot exclude together with its liability under the Guarantee, to repairing or replacing the Goods or paying the cost of having the Goods repaired or replaced (at Flow Imports' option).

This product has been made with meticulous care and attention to detail. Providing it's properly looked after and correctly stored, it will help you enjoy all that nature has to offer for years to come.

Get out more – you owe it to yourself!

For a detailed description of all the features and specifications of this product please visit our website.

WWW.ZEMPIRECAMPING.COM

Tested in New Zealand. Made with care in China.

Zempire®  **W LEG^{V2}**
CAMPING EQUIPMENT STRETCHER

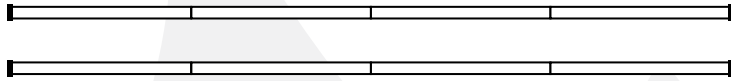
INSTRUCTIONS



Zempire®
CAMPING EQUIPMENT 

INSTRUCTIONS

1. Assemble the 2 frame poles as shown below.



2. Insert the assembled poles into the openings on the end of the fabric panel.

NOTE: These openings are found on the end with the webbing tabs.




3. Push the frame poles to the end of the fabric sleeve and pull the end of the sleeve over the end of each pole.

NOTE: There are 5 openings along the length of the fabric sleeves that expose the frame poles. This is where the legs will connect.

4. Hook one end of a leg onto the frame pole through the opening in the fabric sleeve.




5. With the bed upside down, push the other end of the leg down and hook it onto the frame pole on the opposite side.



6. Tension the frame by squeezing the two leg sections together tightly in the middle and secure with the plastic locking sleeve.

NOTE: If this is difficult, apply your body weight to the center of the leg. Make sure the plastic locking sleeve is moved to the side and does not get pinched between the two leg sections.



7. Repeat with all 5 legs.

8. Flip the stretcher.



NOTE:

- Ensure legs are fully secured with the plastic locking sleeves.
- For storage, move the plastic locking sleeves on the legs to the side so they do not get pinched between the leg sections.
- Do not exceed the 100kg weight limit.

Please turn page for Warranty information.